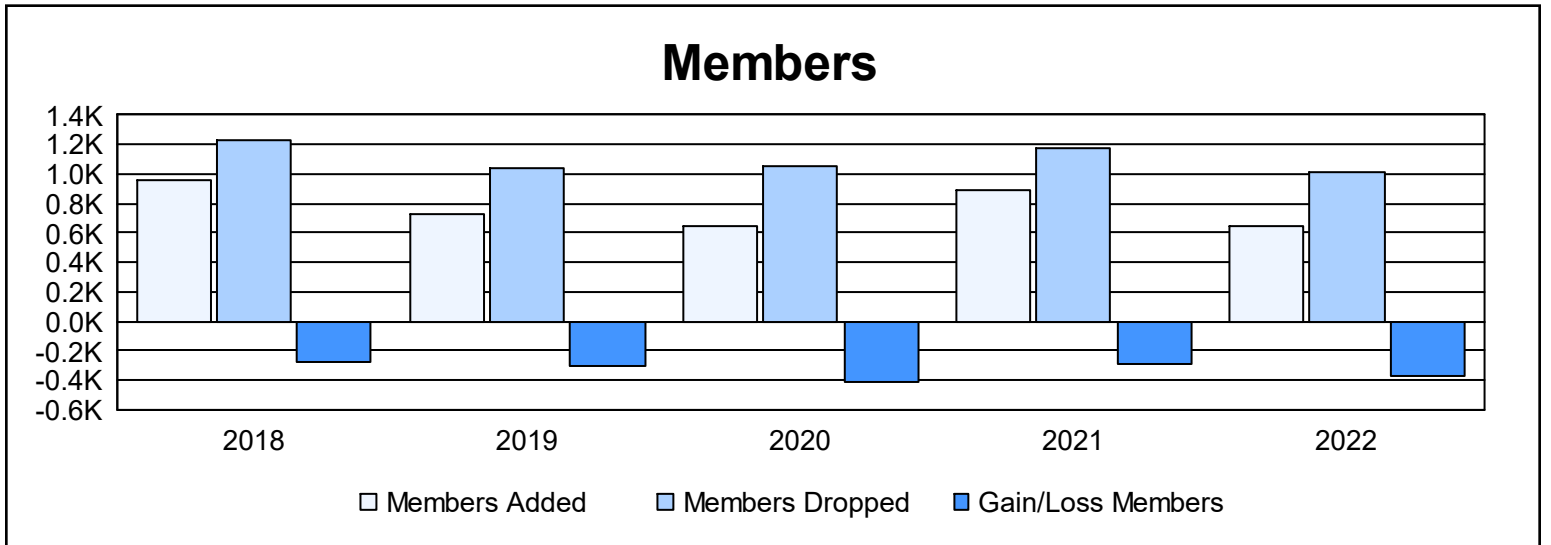
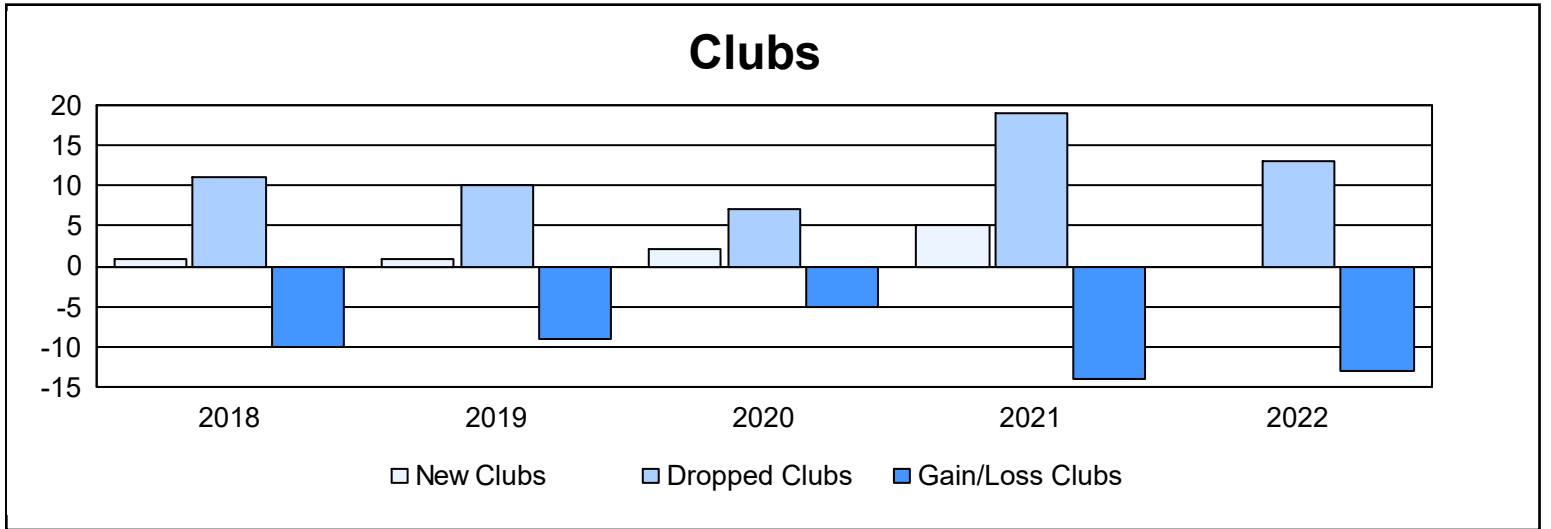
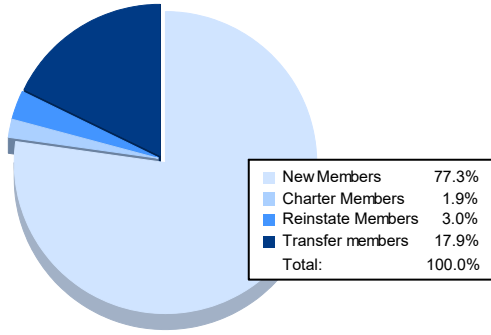


| Year           | New Clubs | Dropped Clubs | Gain/ Loss Clubs | New Members | Charter Members | Reinstate Members | Transfer Members | Total Member Added | Total Members Dropped | Gain/ Loss Members |
|----------------|-----------|---------------|------------------|-------------|-----------------|-------------------|------------------|--------------------|-----------------------|--------------------|
| 2017-2018      | 1         | 11            | -10              | 746         | 45              | 38                | 132              | 961                | 1,236                 | -275               |
| 2018-2019      | 1         | 10            | -9               | 600         | 33              | 14                | 79               | 726                | 1,035                 | -309               |
| 2019-2020      | 2         | 7             | -5               | 487         | 68              | 24                | 62               | 641                | 1,051                 | -410               |
| 2020-2021      | 5         | 19            | -14              | 613         | 121             | 21                | 132              | 887                | 1,173                 | -286               |
| 2021-2022      | 0         | 13            | -13              | 496         | 12              | 19                | 115              | 642                | 1,018                 | -376               |
| <b>Average</b> | <b>2</b>  | <b>12</b>     | <b>-10</b>       | <b>588</b>  | <b>56</b>       | <b>23</b>         | <b>104</b>       | <b>771</b>         | <b>1,103</b>          | <b>-331</b>        |



### Membership Composition June 2022 Cumulative



### Gender Composition June 2022 Cumulative

